


Handicare 2000

 savaria.



PAGE 14

**A STAIRLIFT TO
CO-ORDINATE WITH EVERY
INTERIOR**

PAGE 20

**THE
INSTALLATION**

what to expect

Contents

Handicare: over 135 years of experience	4
The Handicare 2000	6
Advantages of the 2000 stairlift	10
A stairlift in a block of flats	12
Tailor-made solutions	14
The installation - quick and easy	20
Frequently Asked Questions	22
Handicare equals quality	23




“Does Margaret use the stairlift too? Of course! She always uses it to take the laundry basket upstairs.”




4 135 years of experience



10 Advantages of the Handicare stairlift



14 A stairlift for your home



16 How to use your stairlift

Handicare: over 135 years of lifting experience

Handicare: lifting innovations

The origins of our company go back to the year 1866 when our founder established a "technical trading firm". While a lot has changed over 135 years, innovation has always been in our DNA. We've been at the forefront when it comes to making lifts safer, more user-friendly and the all-round better choice. From the first stairlift that we stilled in 1961 to the present day, we continue to take big steps forward to serve our customers in the best ways possible.

As well as safety and user comfort improvements, the design of the stairlift has undergone major developments. Now you can choose from various styles, upholstery and rail colours - there's a matching stairlift for any taste and décor!


We recognise that everyone needs to personalise their stairlift to suit their individual requirements. On top of that, every home is unique. As a result, our stairlifts are tailor-made just for you. Thanks to our innovative PhotoSurvey tool, your Handicare advisor can efficiently and accurately measure your staircase while generating a 3D image of your stairlift exactly as it will appear in your home. You can then work with your advisor on configuring your perfect solution before it is sent off to be manufactured.

With offices around the globe, including the United Kingdom, Netherlands, Germany, France, Italy, Norway, Denmark, China, United States and Canada, Savaria is a brand known for its quality, innovation and service.



Now we have over 800,000 satisfied customers around the world

1996



1996 Innovation drives us to develop the Handicare 2000 stairlift

现在

1967



We installed one of the first ever curved stairlifts



Our first seated stairlift is installed

1961



Our start as the first lift supplier in the Netherlands

1886



In just 4 years, we installed over 600 lifts

1900

The Handicare 2000

Handicare has a solution for all situations and staircases.

All of our stairlifts are quiet, safe and easy-to-use. No matter what your staircase looks like, our compact and customised stairlifts can be installed anywhere. Even on the narrowest of staircases, there is enough walking space available after the stairlift is installed.

High quality in all aspects makes a Savaria stairlift a true asset to your independence. It enables you to keep living in your own home, free from the risks associated with the stairs. A stairlift provides freedom of movement and peace of mind. Many of our satisfied customers experience that every day.




COMFORT

All of our stairlifts are fitted with a comfortable seat, armrests and a safety belt.



EASY-TO-USE

Ergonomic and intuitive to use, the joystick smoothly operates the stairlift.




CUSTOMISED

Each stairlift rail is designed and manufactured specifically to fit your staircase, ensuring a tight fit to maximize space for other stair users.



The Handicare 2000



COMPACT AND FOLDABLE

Fold up the stairlift when not in use to save space in walkways or hallways.



REMOTE CONTROL

Two remote controls are included for both upstairs and downstairs so you can send for your stairlift at the touch of a button.



RAIL START AND END

The rail start and ending can be adjusted to your personal preference and situation. A flush finish, for example, is ideal if there isn't a lot of space at the top of the stairs.



COMFORT AND SAFETY

The powered footrest eliminated the need to bend, safely folding or unfolding the footrest for you.

The advantages of your stairlift

With its many features, the Handicare 2000 stairlift will be a valuable addition to your home.



Automatic hinged rail

If there is limited space at the bottom of the stairs or if the rail blocks the hallway or a door, you can choose the automatic hinged rail.

Space

Once installed, there will still be enough free space on the stair to walk up and down safely.



Seat swivel

Upon arriving at the top of the stairs, you can swivel the seat towards the top landing for a much easier and safer exit. This can be done manually but automatic seat swivelling is available as an option as well. Simply hold the ergonomically designed joystick towards the top landing and the seat will swivel automatically.



Safety stop

The stairlift is fitted with safety sensors that will stop the lift whenever it runs into an obstacle.



Load capacity

The weight limit on the Handicare 2000 is 115 kg / 18 st. The weight limited can be increased to 137 kg / 21 1/2 st with the heavy duty kit.



A stairlift in a block of flats?

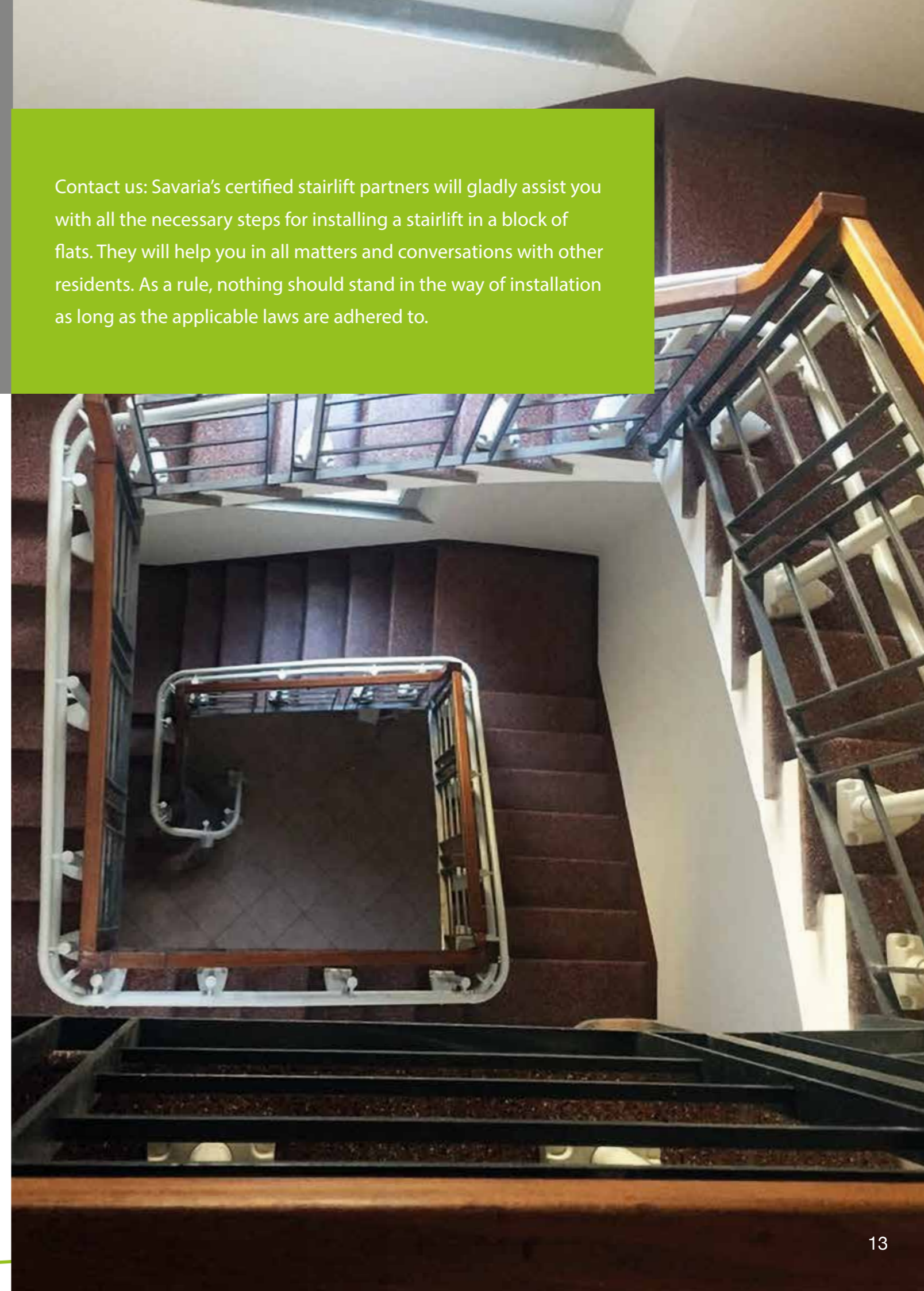
The Handicare 2000 is the right choice.

Savaria always strives to offer the right stairlift for every possible situation. This is one of the reasons why we are a leader in the installation of stairlifts in blocks of flats and have a large number of satisfied customers.

- Our developers have given thought to the specific requirements of stairlifts in blocks of flats and have placed special emphasis on comfortable, safe and functional solutions.
- The stairlift is supplied with key switch and key as standard to prevent unauthorised use.
- It is possible to stop the stairlift on each floor with additional parking positions.
- Easily call the stairlift or send it to the next floor with the remote controls.
- In the event of a power failure the stairlift can still be used for a certain number of trips thanks to built-in batteries.



Contact us: Savaria's certified stairlift partners will gladly assist you with all the necessary steps for installing a stairlift in a block of flats. They will help you in all matters and conversations with other residents. As a rule, nothing should stand in the way of installation as long as the applicable laws are adhered to.



A stairlift to co-ordinate with every interior


Of course it is important that your stairlift complements the rest of your home décor. That is why we offer you the chance to choose from four seat styles with different types of upholstery and three standard rail colours.



GUN METAL



BROWN



LIGHT GREY

Smart Seat




红宝石色



可可色




沙黄色



宝蓝色



石青色



绿玉色




沙黄色

Simplicity Seat

Style Seat




象牙白



樱桃红



香草米色



RUBY



CACAO




SAND



SAPPHIRE



SLATE



JADE

Smart Perch Seat

If you have a narrow staircase or problems with your knee or hip joints and cannot sit down, the Smart Perch seat is an ideal choice for you. The raised seat and the reduced seat depth allow you to use the lift in a standing position while being secured by a seatbelt.

How to use the stairlift

STEP 1

Fold down the armrest, the seat and the footrest and sit down on the stairlift. The optional powered footrest enables you to unfold the footrest automatically.



STEP 2

Fasten the seatbelt. Your stairlift is fitted with a retractable seat belt as standard. Alternatively, the stairlift can be fitted with a Velcro seat belt.



STEP 3

When you're comfortable and secure, use the ergonomically designed toggle to operate the stairlift.



STEP 4

Hold the toggle until the stairlift arrives at the top landing where it will stop automatically.



STEP 5

Once upstairs, you can use the swivel handles or automatic swivel function to swivel the seat towards the top landing. This guarantees you an easy and safe exit from the stairlift.



"I had never thought that a stairlift would be this easy to operate. I can safely use the stairs again!"




Your customised Handicare stairlift



1

A qualified Savaria advisor will visit your home and discuss your personal preferences and any requirements you may have. Every stairlift is custom made, which requires an accurate measurement of your staircase.



2

To accurately measure your stairs, we use PhotoSurvery. With these measurements, we can show you a 3D image of the stairlift on your staircase. Together, you and your advisor can configure the stairlift, ensuring you comfortable with the design before he leaves.



3

Once you are satisfied with the proposed solution, the production of your stairlift can begin in one of Savaria's own manufacturing facilities. At Savaria, we proudly design, develop and manufacture our stairlift solutions.



The installation

When you choose Savaria, you can be confident that we are managing the entire process from the design and development to the production of your stairlift. This also allows us to manufacture the very best tailor-made stairlift for you before it arrives at your doorstep for installation by a Savaria certified technician.



1

Make an appointment that suits your diary. Our skilled technicians can have your stairlift installed in as little as a few hours.



2

The stairlift rail is installed first, which will be fixed to the stairs, not your wall. After the rail, the technician will install the unit then the seat, meaning your stairlift is almost ready to use.



3

Once the stairlift is installed, the technician will clean up your staircase. He will then take the time to explain how to use your stairlift. Only when you are 100% comfortable and satisfied will he continue on his way.

Frequently Asked Questions

Quality assured

We strive for 100% customer satisfaction. That is why we go the extra mile to offer you the highest standards of service and answer your questions in the best way possible.

We have listed some of our customers' most frequently asked questions. Should you have further questions, please contact your local Savaria representative or certified advisor for a free and no-obligation consultation.

WHAT IS A STAIRLIFT?

A stairlift consists of a rail, a chassis with power unit and a seat. The seat is mounted on the chassis. While in use the stairlift moves the seat up and down along the rail.

CAN A STAIRLIFT BE INSTALLED ON MY STAIRCASE?

Savaria offers a wide selection of stairlifts for straight and curved stairs. With a variety of lift models we are able to provide a suitable solution for each setting regardless of whether the stairs are narrow, steep, curved or long. Savaria always has a fitting solution for your staircase.

IS IT IMPORTANT TO DETERMINE ON WHICH SIDE OF THE STAIRCASE THE STAIRLIFT IS INSTALLED?

The installation side of the stairlift depends on your personal choice, the setting and the conditions of the staircase. Your regional Savaria advisor will gladly show you the ideal solution for your staircase during a free, no-obligation consultation.

HOW LONG DOES THE INSTALLATION OF THE STAIRLIFT TAKE?

Our stairlifts are pre-assembled in the factory in such a way that the installation time in your home is reduced. Therefore, a Savaria stairlift can usually be installed in a few hours.

WHAT HAPPENS TO MY STAIRLIFT DURING A POWER CUT?

A power failure is no reason to worry. Your Handicare stairlift will use its batteries to remain operational and can still be used for at least 10 rides up and down the stairs.

I NEED THE STAIRLIFT URGENTLY, WHAT IS THE DELIVERY TIME?

Handicare 2000 stairlifts are customised to fit your home's staircase, so manufacturing lead times are longer than our standard straight stairlifts. However, we understand the need to keep you safe within your home. As one of the world's leading manufacturers of stairlifts, we have modern and optimised planning and production processes, which is why we can count on short delivery time.



All of our new products are delivered with a comprehensive warranty. A Savaria stairlift is synonymous with high quality: quality in terms of safety, innovation, comfort and design. This is our guarantee that all of our products meet the highest possible standards in terms of safety and quality.

Savaria is proud to have the ISO 9001:2015 quality certificate and in addition to this, all our products are tested and approved by worldwide independent inspection institutions such as TNO and Liftinstituut.



Worldwide network of Savaria partners

Savaria works with a worldwide network of trusted partners providing local expertise for thousands of stairlift users. In only a few questions they can identify what type of stairlift would suit your home and then recommend the best solution to meet your needs to day and tomorrow.

In order for them to give you an exact cost for the stairlift solution most suitable for your stairs, they will need to visit your home to perform a full survey and user assessment. During the survey the advisor will take the time to discuss your individual situation and recommend a stairlift solution. This is completely free of charge and without any obligation to make your mind up there and then.

To request a free and no obligation home survey and assessment from a Savaria partner, or information on our other products or services, please contact us.



Savaria Head Office and Factory

Savaria Mechanical Equipment Manufacturing Co., Ltd.
Panli Village, Lilin Town, ZhongKai National Hi-tech Industrial
Development Zone, Huizhou City, 516035, Guangdong Province, China

Xiamen Sales Office & Stairlift Showroom

Room 317, No. 1260 Guangzhong Road, Huli District, Xiamen City, 361006,
Fujian Province, China

Email Address

Customer Service: serviceapac@savaria.com

Technical Support: technicalsupportapac@savaria.com

International (English): +86 592 6038779

Domestic (China/Chinese): 400 7654123

Operating Hours: Mon-Fri 08:00 - 17:00

www.savaria.com